



LENAPE VALLEY REGIONAL HIGH SCHOOL

PAUL M. DIRUPO
Superintendent

March 12, 2020

Dear Parents, Guardians and Members of the School Community,

I am writing to provide you information about the 2018-19 New Jersey School Performance Reports, which were recently released and are available on the NJ School Performance Reports webpage at www.njschooldata.org.

Use, Share and Improve the New Jersey School Performance Summary Reports

The School Performance Reports reflect the New Jersey Department of Education's (NJDOE) commitment to providing parents, students and school communities with a large variety of information about each school and district. These reports can be used as a tool to help evaluate whether all students have equitable access to high quality education. We encourage you to use these reports to:

- **Learn more** about your school and district
- **Start conversations** with school community members and ask questions
- **Engage** with school communities to identify what schools are doing well and where they can improve

Enhancements to the 2018-19 School Performance Reports

The 2018-19 reports include changes that respond to stakeholder feedback collected through a feedback survey, parent round tables and workshops, and stakeholder engagement throughout the year. These changes include:

- **Emphasis on progress** with new pages showing progress on student growth, proficiency, and graduation rates over the last three years
- **Expanded data** that allows comparisons between additional student groups (e.g. gender, homeless students, students in foster care) for student growth, chronic absenteeism, graduation rates, and career and technical education program participation
- **Additional resources** to help explain where the data in the reports comes from and how it's calculated
- **More information** including participation in computer science and information technology courses and school-level per-pupil expenditures

One-Page Summary Reports

Along with the full [reports](#), one-page school and district Summary Reports are available. The Summary Reports provide a high-level summary of how well a school or district is performing with data that address questions such as:

- How does our students' growth compare to students' growth in other districts?
- Are students at risk?
- Are students graduating?
- How did students perform on assessments?
- Are students college and career ready?
- Do they have access to high-level coursework?

A [Summary Report Guide](#) is also available on the School Performance Reports webpage to explain the different data points on the Summary Reports.

The NJDOE continues to seek public input on ways to improve future reports. Please complete the [feedback survey at http://www.surveymonkey.com/r/201819SPR](http://www.surveymonkey.com/r/201819SPR) or email reportcard@doe.nj.gov with feedback and suggestions.

Thank you,



Paul M. DiRupo
Superintendent

Total students: **685**

- Economically Disadvantaged: **13.7%**
- Students with Disabilities: **19.4%**
- English Learners: **1.3%**
- Grades offered: **09-12**
- Student to Teacher Ratio: **12:1**
- Teacher Average Experience (years): **16.5**

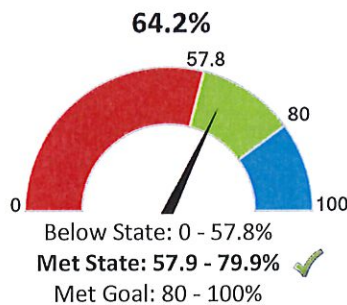
School Highlights Reported by the District

- In addition to Advanced Placement courses, there are opportunities for concurrent enrollment of students for college credit via partnerships with Syracuse University and Sussex County Community College
- In recent years, there have been several improvements to facilities including a new STEM lab, the modernization of all our science labs, the refurbishment of our 840-person theater and the gymnasium,
- Our 1:1 Chromebook program makes technology readily accessible in every subject area

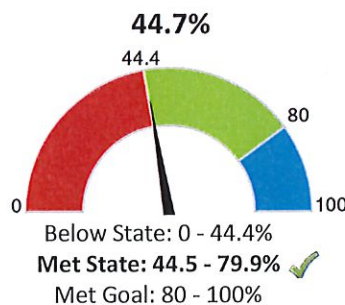
How did students perform on assessments?

Students that met or exceeded expectations on statewide assessments

English Language Arts



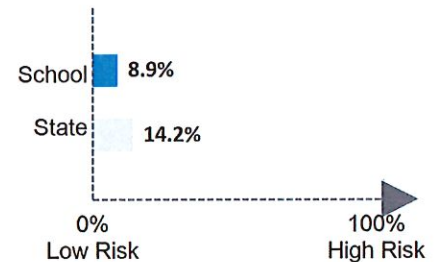
Math



Are students at risk?

Students that were absent for 10% or more of days enrolled

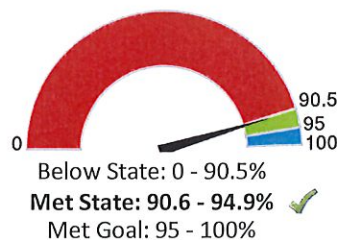
Chronic Absenteeism



Are students graduating?

4-year Graduation Rate

91%



Are students college and career ready?

AP/IB Courses:

32.0% of 11th and 12th graders enrolled (State = 35.2%)

Dual Enrollment Courses:

11.2% of 11th and 12th graders enrolled (State = 19.0%)

Industry-Valued Credentials:

0.0% of students earned (State = 0.9%)

College Enrollment:

80.0% of graduates enrolled (State = 77.6%)

How to use this report?

- Learn More** about this school by viewing the [detailed report](#) or by clicking any of the "🔍" icons on the page.
- Start Conversations** with school community members and ask questions. Use our [guides](#) for suggestions.
- Engage** with your school communities to identify where schools are doing well and where they can improve.



www.state.nj.us/education

www.njschooldata.org



reportcard@doe.nj.gov